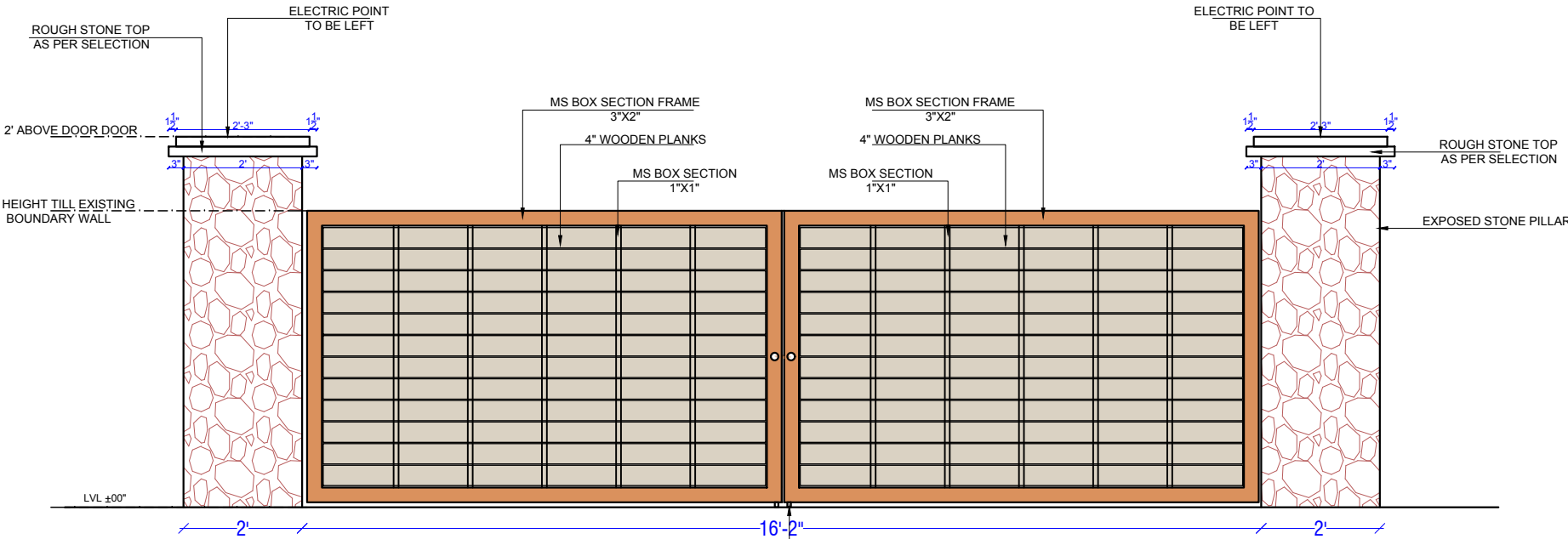
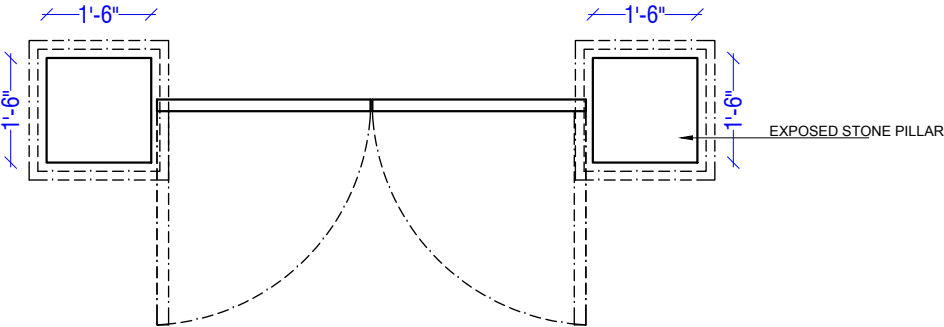
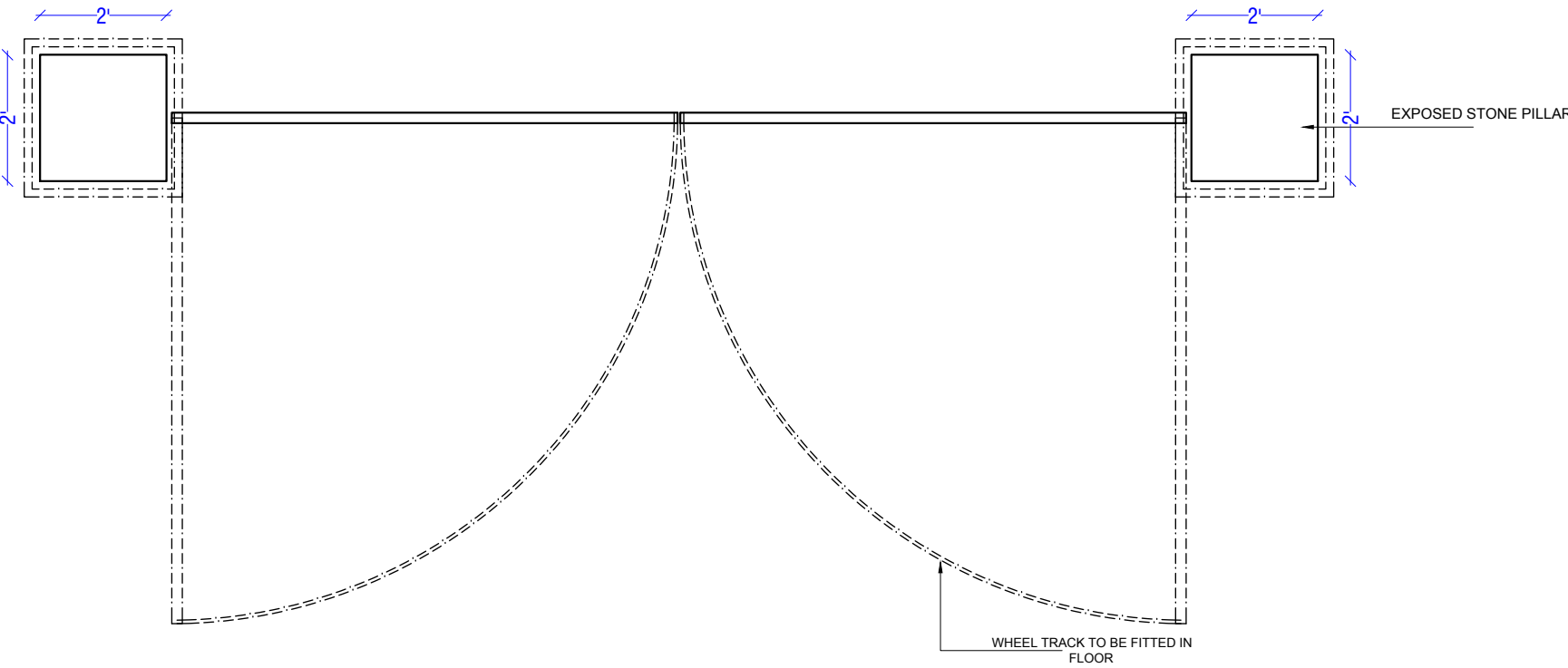


DOOR 2



DOOR 1



MARKS:

NOTES:
* PLEASE DO NOT SCALE ANY DRAWING, ONLY WRITTEN DIMENSIONS ARE TO BE FOLLOWED.
* ALL SETTINGS OUT COLUMNS, WALLS, DIMENSION AND LEVELS SHALL BE READ IN CONDUCTION
* WITH STRUCTURAL AND MBE DRAWINGS
* FOR ALL OPENINGS, CUTOUTS, DROPS, SUMPS, PITTS, PLEASE REFER CONSULTANTS DRAWINGS TO BE CONFIRMED BY ARCHITECTS/ ENGINEER INCHARGE

REVISION:		
REV.	DATE	DESCRIPTION

PROJECT:

CLARK JAWAI
KOTHAR, PALI

ARCHITECT:
NEERAV GUPTA
CA/2009/44766
L-1, KRISHNA MARG, C- SCHEME,
JAIPUR (302001), RAJASTHAN.
PH.0141-2360825 E-Mail-ravigupta_15@yahoo.com

DRAWING TITLE:

ENTRANCE DOOR

DRAWN BY:	SCALE:	DATE:
RISHABH	NTS	26/06/2019
CHECKED BY:	NORTH:	DRAWING NO.:
NEERAV	—	