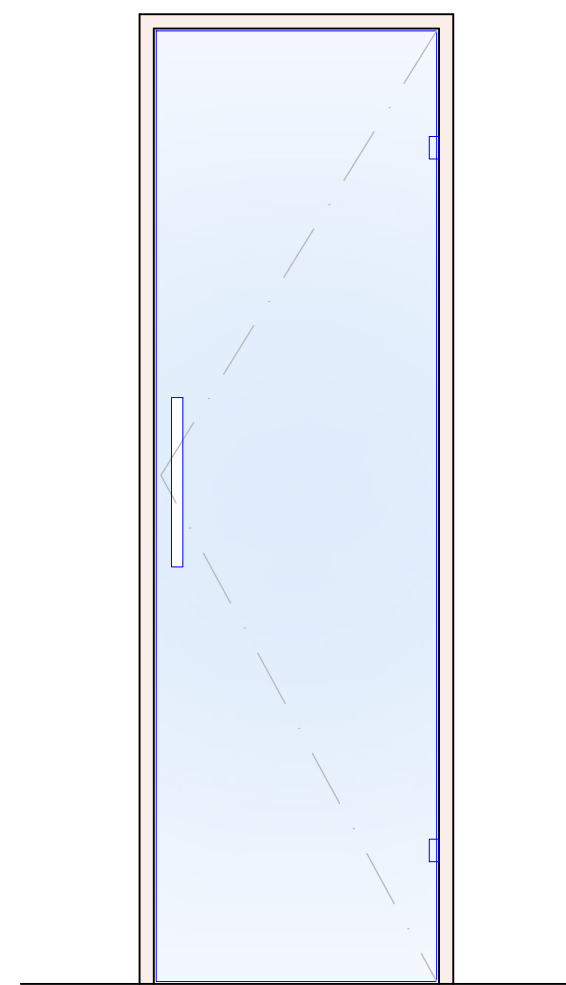
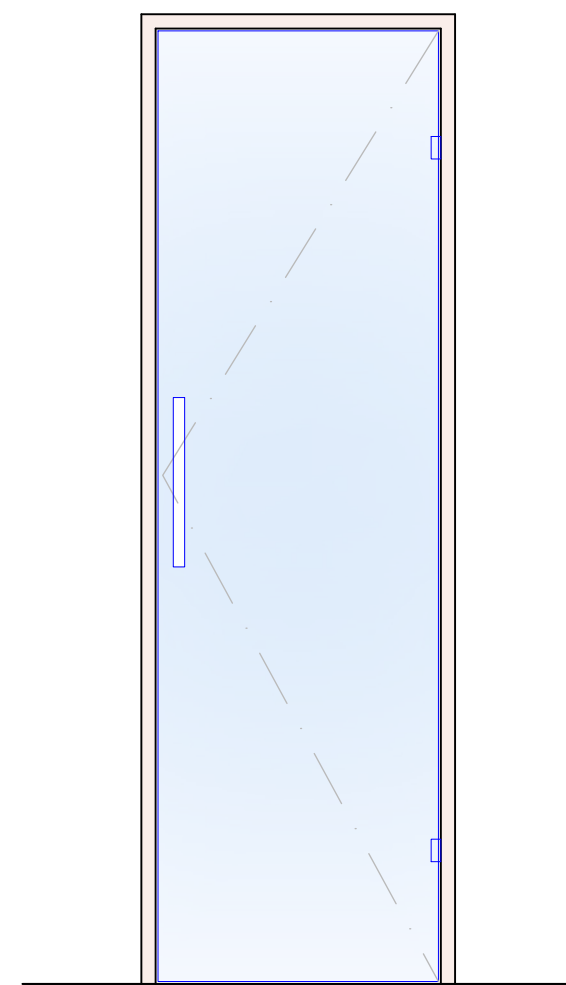


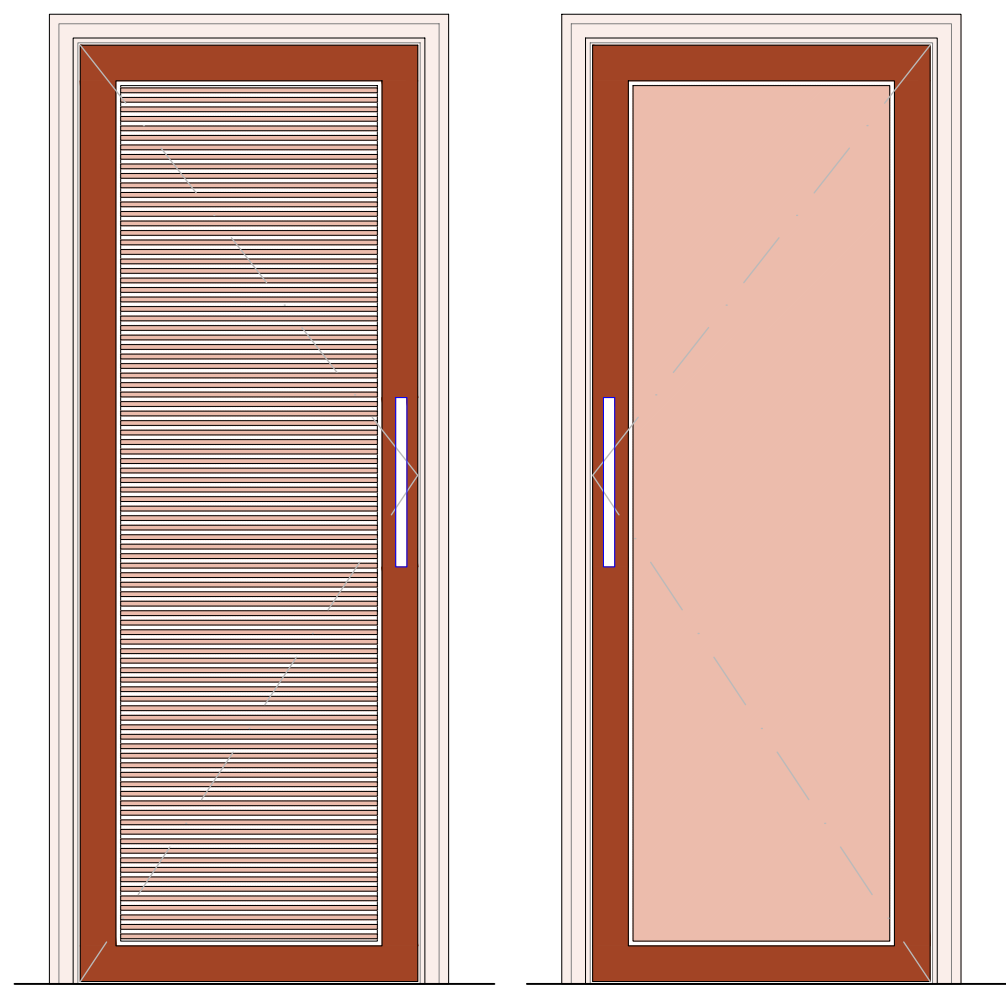
D1
DOOR 1
U.P.V.C DOOR WITH 1" D.G.U GLASS
U.P.V.C FRAME WHITE AND DESIGN
AS PER SELECTION



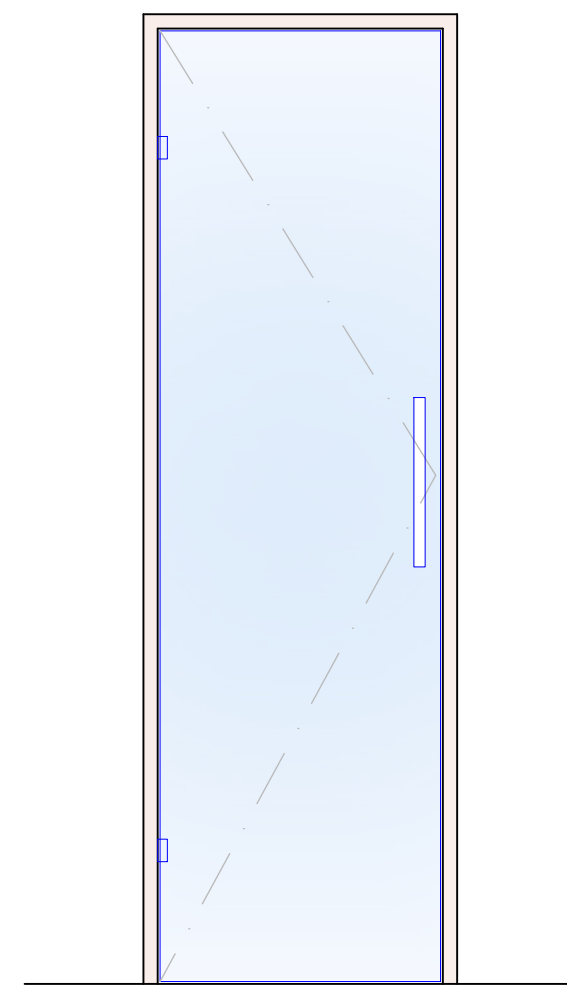
D2
DOOR 2
PATCH FITTING GLASS DOOR
WITH STONE PATTI CHOWKHAT
HINGES AND HANDEL AS PER
SELECTION



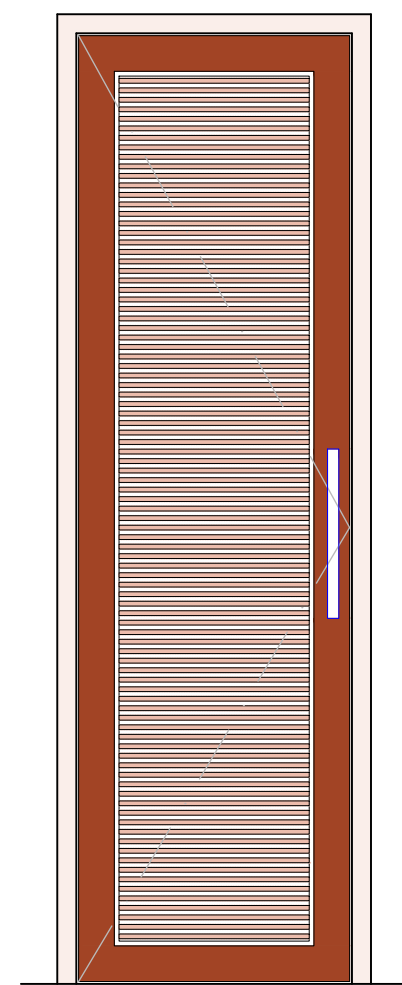
D3
DOOR 3
PATCH FITTING GLASS DOOR
WITH STONE PATTI CHOWKHAT
HINGES AND HANDEL AS PER
SELECTION



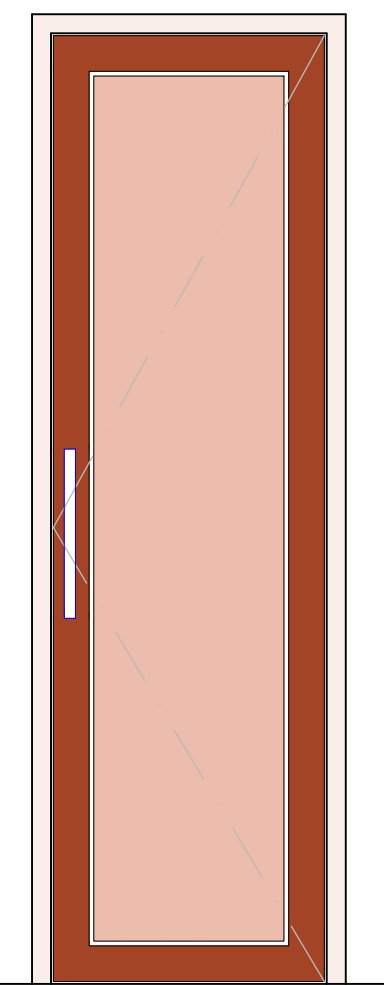
D4
DOOR 4
BOARD/SUDAN WOODEN LOUVER DOOR.
(LOUVER WILL BE MADE IN SOLID WOOD)
FINISH - MELAMINE POLISH (AS PER APPROVAL)
LOUVERS WILL BE TOWARDS BED ROOM &
ELEVATION TOWARDS LOBBY WILL BE PLANE DOOR.
HANDLES AND LATCH AS PER SELECTION



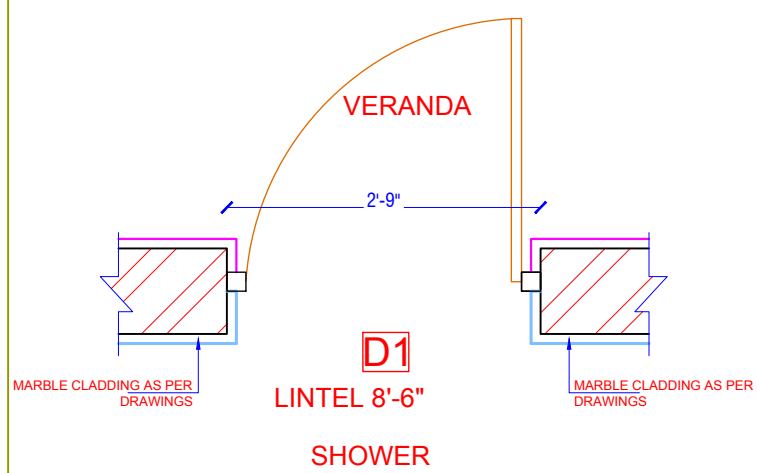
D5
DOOR 5
PATCH FITTING GLASS DOOR
WITH STONE PATTI CHOWKHAT
HINGES AND HANDEL AS PER
SELECTION



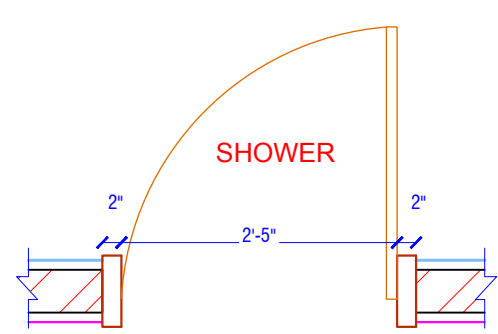
D6
DOOR 6
BOARD/SUDAN WOODEN LOUVER DOOR.
(LOUVER WILL BE MADE IN SOLID WOOD)
FINISH - MELAMINE POLISH (AS PER APPROVEL)
LOUVERS WILL BE TOWARDS LIVING ROOM & ELEVATION TOWARDS
POWDER TOILET BE PLANE DOOR.
HANDLES AND LATCH AS PER SELECTION



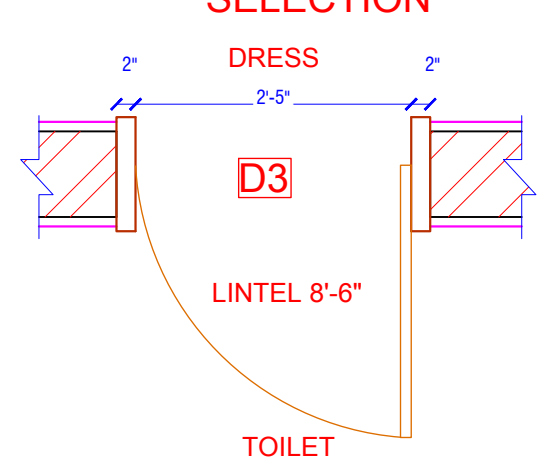
D4
DOOR 4
BOARD/SUDAN WOODEN LOUVER DOOR.
(LOUVER WILL BE MADE IN SOLID WOOD)
FINISH - MELAMINE POLISH (AS PER APPROVEL)
LOUVERS WILL BE TOWARDS LIVING ROOM & ELEVATION TOWARDS
POWDER TOILET BE PLANE DOOR.
HANDLES AND LATCH AS PER SELECTION



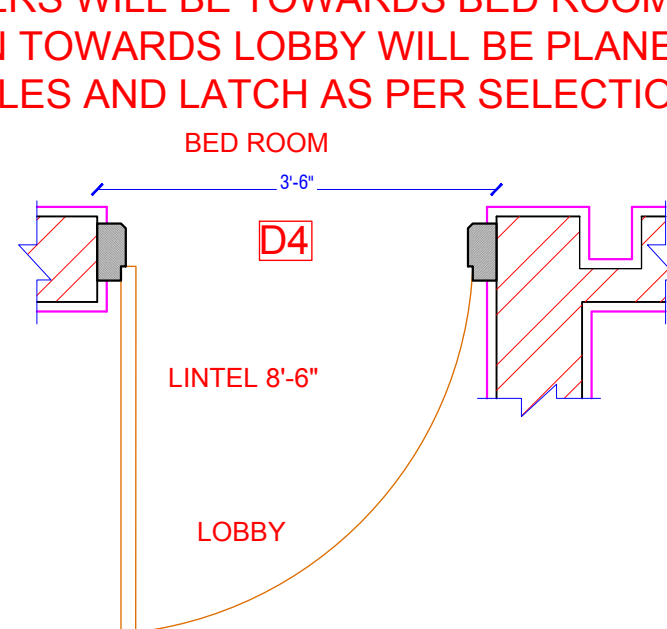
D1
LINTEL 8'-6"
SHOWER



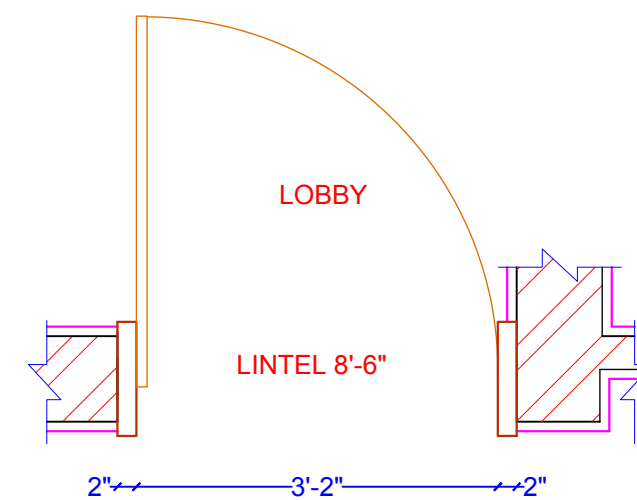
D2
LINTEL 8'-6"
DRESS



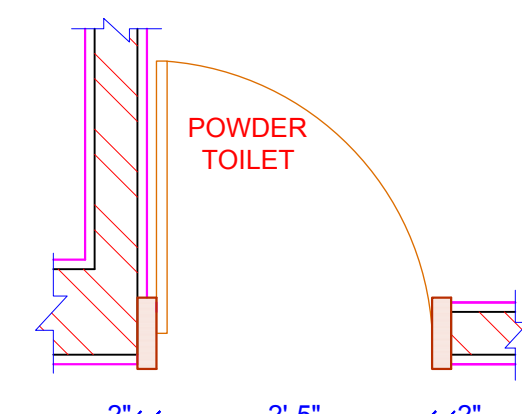
D3
LINTEL 8'-6"
TOILET



D4
LINTEL 8'-6"
LOBBY



D5
LINTEL 8'-6"
LIVING ROOM



D6
LINTEL 8'-6"
LIVING ROOM

ARCHITECT:
NEERAV GUPTA
CA/2009/44766
L-1, KRISHNA MARG, C-SCHEME,
JALPUR (302001), RAJASTHAN, PH: 0141-2360825
E-Mail: architect_neeravgupta@yahoo.com

PROJECT:
CLARKS FARMHOUSE

DRAWING TITLE:
DOOR SCHEDULE

DRAWN BY: RISHABH	SCALE: N.T.S	DATE: 4-07-2019
CHECKED BY: NEERAV GUPTA	DRAWING NO.:	

NOTES:
THE COPYRIGHT AND PROPERTY OF THIS DESIGN AND DRAWING
BELONGS TO **NEERAV GUPTA**. IT MUST NOT BE COPIED OR
REPRODUCED IN ANY MANNER WITHOUT THEIR WRITTEN
CONSENT. A LEGAL ACTION AS PER LAW MAY BE INITIATED
AGAINST THE OFFENDER.